



Acoustical Testing Laboratory



Accredited by the National Voluntary
Laboratory Accreditation Program
for the specific scope of accreditation
under Lab Code 200291

TEST REPORT

for

American Fiber Cushion
2410 South Dixie Highway
Dalton, GA 30720
Mr. Bob Waddell/ 706-217-1900

Sound Transmission Loss Test ASTM E 90 - 04 / E 413 - 10

On

**152 mm (6 in.) Concrete Slab Floor –
Suspended Gypsum Board Ceiling Assembly
Overlaid with;
Laminate Floor Over Silent Moisture Guard**

Page 1 of 4

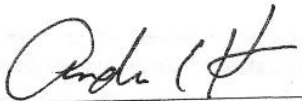
Report Number: NGC 5012059

Assignment Number: G-813


Test Date: 7/18/2012

Report Date: 8/7/2012

Submitted by: _____


Andrew E. Heuer
Senior Test Engineer

Reviewed by: _____


Robert J. Menchetti
Director

The results reported above apply to specific samples submitted for measurement.
No responsibility is assumed for performance of any other specimen.
This report may not be reproduced except in full, without the written approval of the laboratory.
The laboratory's accreditation or any of its test reports in no way constitutes or implies product certification, approval,
or endorsement by NVLAP or any agency of the U.S. Government.

Sound Transmission Loss Test Data

Test: ASTM E 90 - 04 / ASTM E 413 - 04

Test Report: NGC5012059

Date: 7/18/2012

Specimen Size [m²]: 17.8

Source room

Volume [m³]: 53.2

Rm Temp [°C]: 28.5

Humidity [%]: 58

Receiving room

Volume [m³]: 61.2

Rm Temp [°C]: 24.5

Humidity [%]: 57

Sound Transmission Class STC [dB]: 65

Sum of Unfavorable Deviations [dB]: 27

Max. Unfavorable Deviation [dB]: 7 at 200 Hz

Frequency [Hz]	STL [dB]	L1 [dB]	L2 [dB]	d [dB/s]	Corr. [dB]	u.Dev. [dB]	ΔSTL
100	43	107.5	69.9	32.9	5.4		3.59
125	46	106.2	66.7	23.2	6.5	3	2.22
160	50	108.5	66.6	17.4	8.0	2	2.38
200	48	106.0	66.3	16.7	8.3	7	1.12
250	53	103.4	57.9	17.7	7.5	5	1.16
315	55	101.5	53.7	18.9	7.2	6	0.79
400	60	103.1	50.4	18.9	7.3	4	1.19
500	65	104.7	47.1	19.4	7.4		0.44
630	69	103.3	41.6	21.8	7.3		0.46
800	73	103.9	37.4	22.8	6.5		0.48
1000	75	100.4	31.4	25.3	6.0		0.81
1250	79	99.9	27.2	27.9	6.3		0.76
1600	81	99.4	24.1	29.5	5.7		0.57
2000	81	102.3	26.7	33.1	5.4		0.39
2500	80	102.9	27.3	36.5	4.4		0.70
3150	81	101.1	24.3	38.6	4.2		1.24
4000	82	98.3	20.6	43.2	4.3		1.15
5000	82	91.6	13.0	48.3	3.4		1.27

STL = Sound Transmission Loss, dB
 L1 = Source Room Level, dB
 L2 = Receiving Room Level, dB
 d = Decay Time, dB/second
 Δ STL = Uncertainty for 95% Confidence Level

The results reported above apply to specific samples submitted for measurement.

No responsibility is assumed for performance of any other specimen.

This report may not be reproduced except in full, without the written approval of the laboratory.

The laboratory's accreditation or any of its test reports in no way constitutes or implies product certification, approval, or endorsement by NVLAP or any agency of the U.S. Government.

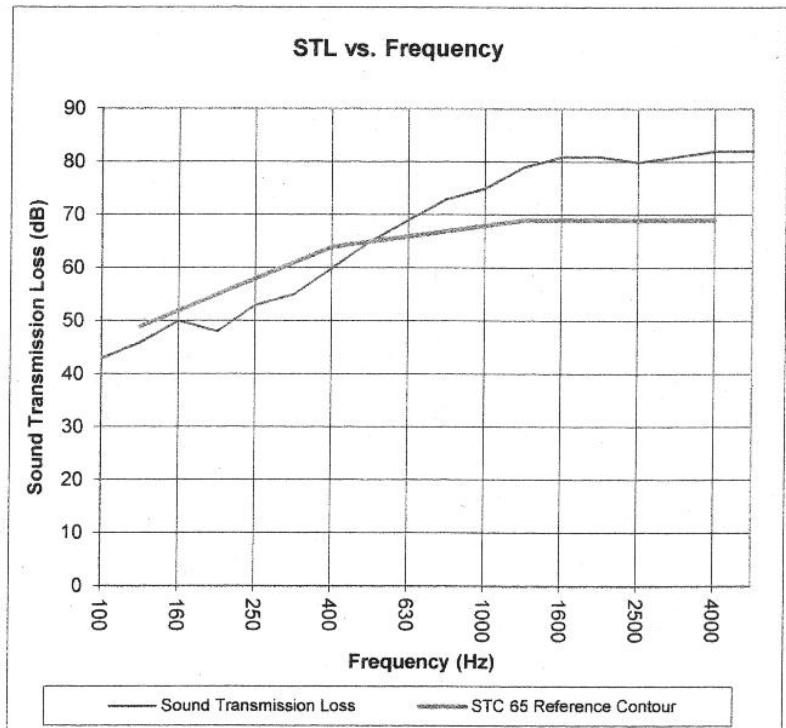
Sound Transmission Loss Test Data

Per: ASTM E 90 - 04 / ASTM E 413 - 04

Test Report: NGC5012059
 Test Date: 7/18/2012
 Specimen Size [m²]: 17.8

Sound Transmission Class STC = 65 dB

Frequency [Hz]	STL [dB]	ΔSTL
100	43	3.59
125	46	2.22
160	50	2.38
200	48	1.12
250	53	1.16
315	55	0.79
400	60	1.19
500	65	0.44
630	69	0.46
800	73	0.48
1000	75	0.81
1250	79	0.76
1600	81	0.57
2000	81	0.39
2500	80	0.70
3150	81	1.24
4000	82	1.15
5000	82	1.27



* Due to high insulating value of specimen, background levels limit results at these frequencies.

STL = Sound Transmission Loss, dB
 Δ STL = Uncertainty for 95% Confidence Level

The results reported above apply to specific samples submitted for measurement. No responsibility is assumed for performance of any other specimen. This report may not be reproduced except in full, without the written approval of the laboratory. The laboratory's accreditation or any of its test reports in no way constitutes or implies product certification, approval, or endorsement by NVLAP or any agency of the U.S. Government.